



# SURGICAL BLADE FOR DENTAL SURGERY

MADE IN JAPAN

## Ideal for microsurgery

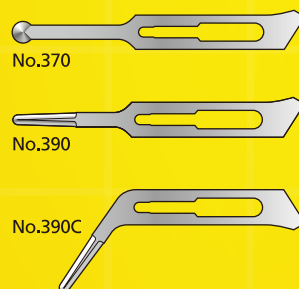
Feather surgical blades (No.370, No.390, and No.390C) combine design, function, and operability adapted to periodontal plastic surgery and periodontal regenerative surgery using a microscope.

Optimal shape and thickness

Small tip for easy control

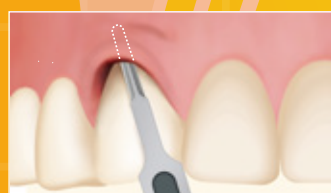


〈Actual Size〉



## Example of use / Feather surgical blade No.390 and 390C

No.390



In root coverage surgery, the blade is suitable for making flap on recipient site.



With blade width of 1.3mm at the tip and one sided sharpening, the blade is suitable for making sulcus incision on thin gingiva, such as gingiva of anterior teeth on lower jaw.

No.390C




In the gingival sulcus incision of the posterior area, this blade enables appropriate incision along the posterior tooth. Curved shape of the blade contributes to the improvement of the operability of the knife.




The shape of the blade makes an incision to the interdental papilla of the rear molars easy. Especially, the thin tip of cutting edge (width 1.3mm) enables smooth insertion into the interdental papilla.

## Compatible handles

No.3



No.7



DF-160S-3



We recommend you to use these blades with the Feather surgical blade handles.

## Compatibility List

		Handle		
No.	No.	3	7	4
Blade	370	○	○	—
	390	○	○	—
	390C	○	○	—

DF-160S-3

## Individual package

The blades are individually wrapped and the packages are gamma sterilized.



Manufactured by



**FEATHER SAFETY RAZOR CO., LTD.**  
OVERSEAS TRADE DIVISION

3-70, OHYODO MINAMI 3-CHOME, KITTA-KU, OSAKA 531-0075, JAPAN  
PHONE: +81-6-6458-1638 FAX: +81-6-6458-1611  
URL <http://www.feather.co.jp/> E-mail [overseas@feather.co.jp](mailto:overseas@feather.co.jp)



9001-Cutting Tool  
13485-Medical Products